

# PROSTHESIS

## STRUCTURE

## SENSES

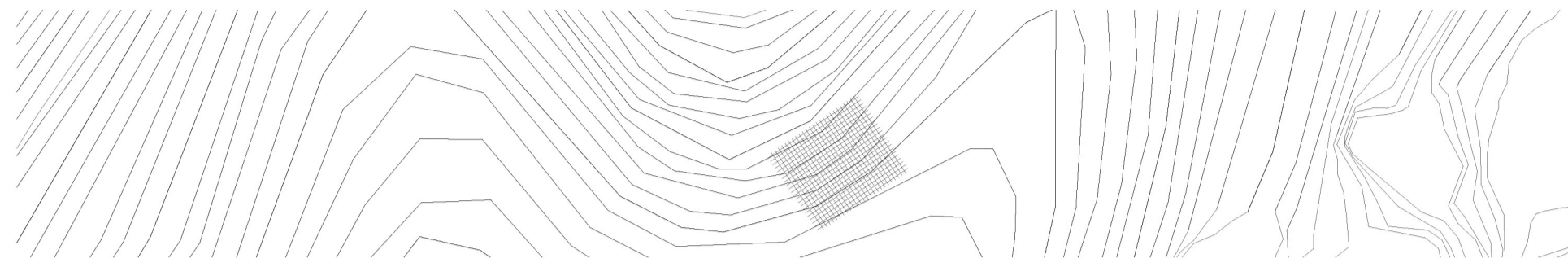
## DETAILS

#17425

### STRUCTURE

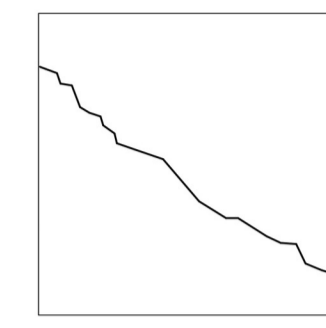
### SENSES

### DETAILS

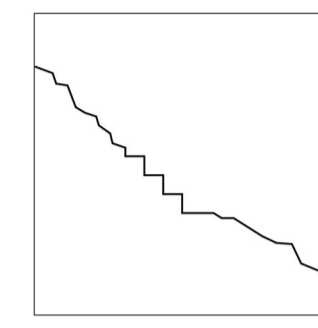


"ARCHITECTURE SHOULD NOT BE THE PROTAGONIST OF THE ENVIRONMENT"  
KENGO KUMA

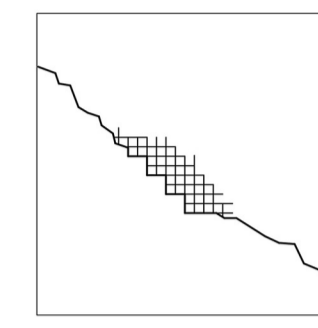
ADDITION, LINKAGE AND OPENNESS ARE ALL SIMPLE WORDS YOU COULD EASILY IDENTIFY WITH PROSTHESIS. INSPIRED BY THE UNIQUE ENVIRONMENT WE HAVE ATTEMPTED TO TAKE A MORE LANDSCAPE BASED, 'NONBUILDING' APPROACH IS SOMEWHERE BETWEEN ARCHITECTURE AND NATURE. THOSE THAT REINVENT THE NOTION OF THE THERMAL BATHS AND THAT RECOGNIZE THE CONNECTION TO THE WATER AS IT HEIGHTENS VISITORS' EXPERIENCES AND SENTIMENTS. TO THE POINT WE CREATE A GESTURE IN ORDER TO EMBODIES DIVERSIFIED ASPECTS THAT ARE OFTEN PERCEIVED AS CONTRASTS: FREE-FORM YET RIGOROUS, MODULAR STILL SCULPTURAL, BOTH OPAQUE AND TRANSPARENT, ALL SOLID AND BLOB. BY ENHANCING THE SENSES - HEARING, SMELL, TOUCH, SIGHT, TASTE - THE VISITORS REALLY UNDERSTAND, ASSESS THE NATURES VALUE AND BEAUTY.



ORIGINAL

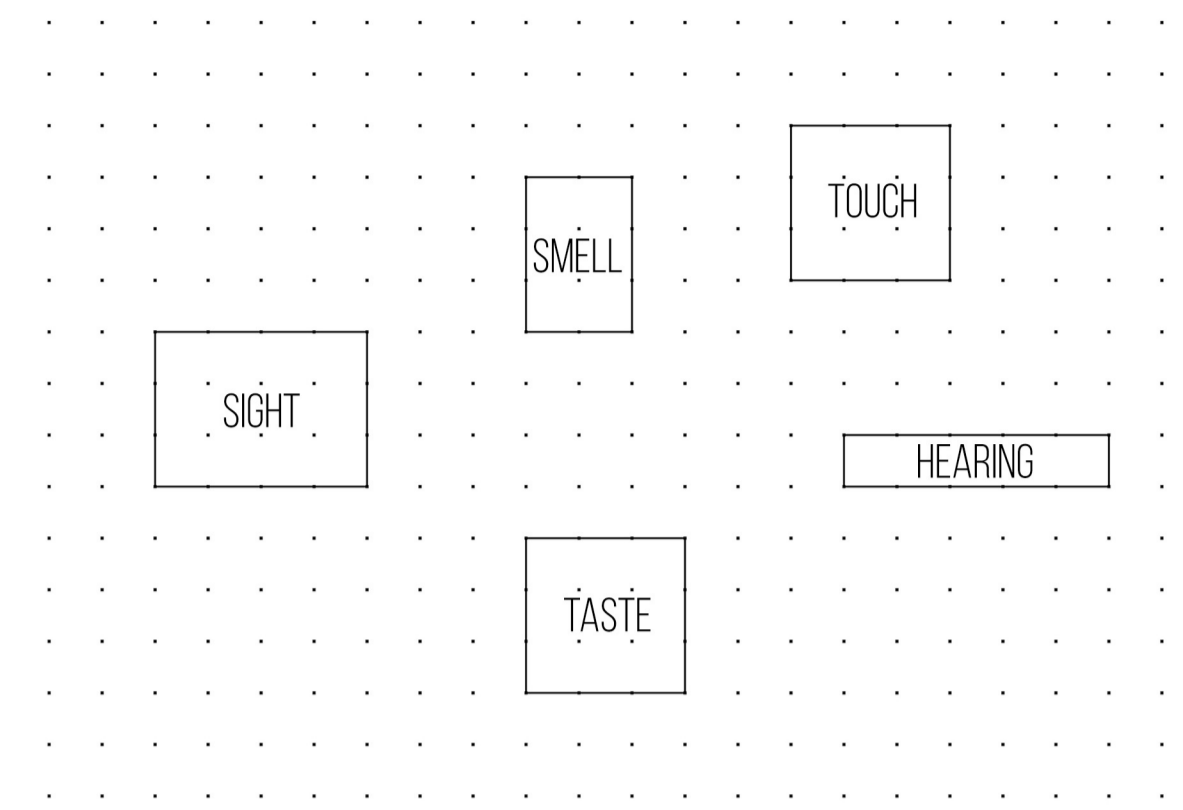


ABANDONED

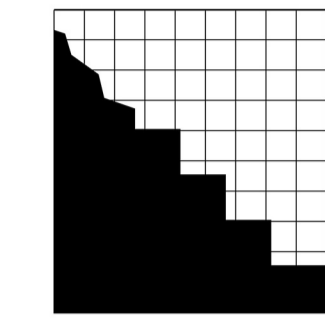


ADDITION

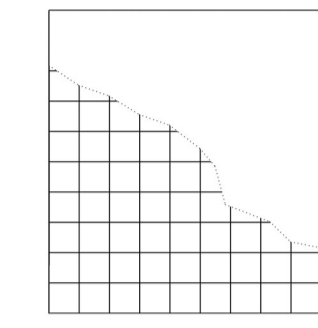
BASE CONCEPT TO GENERATE AN ENVIRONMENT WHEREBY VISITORS FEEL TO MERGE WITH NATURE AND SET FOOT IN TO THE HEART OF INITIAL HILL. TO THIS END PROSTHESIS USES A SIMPLE, VERTICAL GRID FRAMEWORK ACT AS A BUILT FABRIC OF THE LANDSCAPE. THE GRID OF BLACK POLES MAINTAINS A REGULAR SPATIAL NETWORK THAT FIT IN STEPS OF PREVIOUSLY EXPLOITED THAN ABANDONED QUARRIES. MODULARITY ALLOWS BEING EASILY OCCUPIED AND ADAPTED. DEPENDING ON THE PERSPECTIVE OF THE VIEWER — DIAGONAL OR PARALLEL — THE STRUCTURE IS EITHER PERCEIVED AS A MASSIVE BUILDING, OR DISSOLVES — PARTLY OR COMPLETELY — INTO THE LANDSCAPE.




PROSTHESIS AS A DYNAMIC SYSTEM INTERACTS WITH ITS SURROUNDINGS, OFFERING MULTIPLE WAYS TO INTERACT WITH WATER. CONSIDERING THE FUNCTION THIS PROPOSAL IS NOT A TRADITIONAL BATH, NOT JUST A SEQUENCE OF POOLS, RATHER A SERIES OF MORE SENSUOUS TERRITORIES' INTERSECTION. WATER, WORKS AS A MAIN SPACE-FORMING ELEMENT AND ADAPTING TO BASIC HUMAN SENSES - HEARING, SMELL, TOUCH, SIGHT, TASTE - IN AREAS WHERE DIFFERENT FORM COULD BE EXPERIENCED BY THE VISITORS.



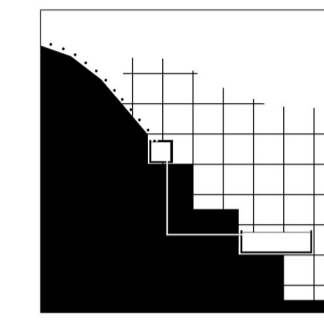
RELATION



SURFACE



TEXTURE



EFFICIENCY

PROSTHESIS IS A PROJECT THAT IS THOUGHT TO PROVIDE MORE THAN JUST A PLACE TO ENJOY. WITH ITS SLIGHT, BUT SIGNIFICANT DETAILS IT MERGES WITH ITS CONTEXT. THE LIGHT MESH CONSTRUCTION FROM A CLOSE VIEW IS SUFFICIENTLY SEPARATED FROM THE SOLID SURFACE. BUT FAR VIEWED IN THE REFLECTED LIGHT THE SECTIONED GRIDS POINTS RECALL THE MOUNTAINS SURFACE. CONSIDERING TO THE MATERIAL USAGE, IN THE GRID SYSTEMS SURFACE FINELY MILLED FORMS REMINDS US OF THE CHARACTERISTIC MARBLE TEXTURE. THANKS FOR THE INTEGRATIVE WATER MANAGEMENT STRATEGY - RAINWATER HARVESTING AND CIRCULATION - IN ADDITION TO THE FUNCTIONAL OPERATION, IN ITS SUSTAINABILITY IT DEFERS TO ITS ENVIRONMENT TOO.

